NOVA-S

An Aluminium Window Sill Grille

Ordering Code

NOVA-S- □-□-□-□-□

Dimensions		L × H
Support frame UR3 [1]		UR3
Blade shaping type [2]		1 2 4
Blades' axial pitch [3]		12 17 20
Surface finish [4]	anodized	AN
	RAL9003	SW
	other RAL color	RAL

Ordering code example:

NOVA-S - 500 × 100 - UR3 - 1 - 17

An aluminium window sill grille with nominal dimensions 500 × 100 mm, with a support frame for mounting, type 1 blades with axial pitch 17 mm.

1. The NOVA-S grille is not fixed to the UR3. It is held in horizontal position by gravity.
2. 3 types of blades are available upon request (please see Fig. 8).
3. In case the blade shaping type and axial pitch is not specified in the ordering code, type "1" blades with an axial pitch of 12 mm will be delivered as default.
4. In case the RAL surface finish is not specified in the ordering code, the product will be delivered with a natural eloxal surface finish as default. If a RAL color different from RAL9003 is required, then „RAL" shall be written in the ordering code. The exact color definition - the RAL number - shall be stated in the notes of the order.

Description

NOVA-S is a rectangular aluminium grille with one row of fixed blades. It is adequate for usage in such premises that require a higher emphasis on appearance and is designed for air supply and air extract.

Accessories:

- UR3-NOVA - support frame

Mounting

The NOVA-S grille can be mounted into a window sill opening using the support frame (UR3-NOVA) for simple-to-clean and demountable installations onto window sills, or individually.

Design

Material used: The NOVA-S grille is manufactured from aluminium profiles with eloxal coating or, if appropriate, a powder-lacquered (RAL 9003 - signal white) surface finish; other RAL types are available upon request.

Type of blades: The grille's blades have a horizontal allignment. Their shape and axial pitch is optional, please see Fig. 8 or the ordering codes.

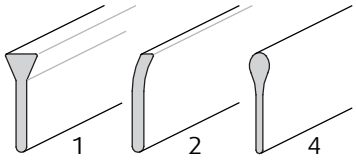

Fig. 6: Blades' shaping types

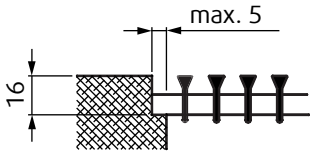

Fig. 7: The NOVA-S grille mounting directly into a window sill opening

Coefficient K_{Av} a K_m

A free area and weight correction coefficient for various types of axial pitch and blade types: $A_X = A_V \times K_{Av}$

$m_X = m_1 \times K_m$

Blades' axial pitch	Blade type	Correction factor	Correction factor
s		K_{Av}	K_m
12	1	* See Table 11	* See Table 11
	2		0,94
	4		0,84
17	1	1,24	0,78
	2	1,63	0,74
	4	1,46	0,67
20	1	1,34	0,73
	2	1,67	0,69
	4	1,53	0,63

Tab. 10: Free area calculation for various blade types and axial pitch

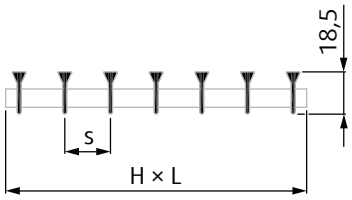

NOVA-S

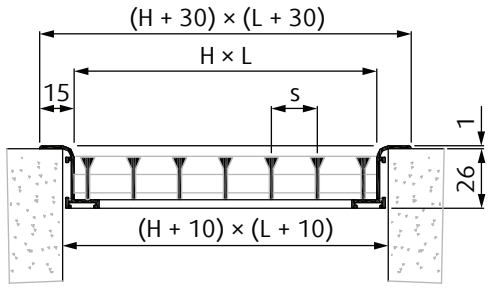

NOVA-S-UR3

Fig. 8: Basic NOVA-S dimensions and grille types

Technical Details

Dimensions

Blades' axial pitch		12 mm						UR3
Blade type		1		2		4		
Dimensions		Free area	Weight	Free area	Weight	Free area	Weight	
L	*H*	A_v	*m*	A_v	*m*	A_v	*m*	
(mm)		(m²)	(kg)	(m²)	(kg)	m²	(kg)	
200	100	0,006	0,17	0,010	0,16	0,008	0,13	0,13
	150	0,010	0,27	0,017	0,25	0,014	0,21	0,15
	200	0,014	0,36	0,024	0,33	0,020	0,29	0,17
300	100	0,010	0,25	0,017	0,23	0,014	0,20	0,17
	150	0,016	0,40	0,028	0,37	0,023	0,32	0,19
	200	0,023	0,54	0,038	0,50	0,032	0,43	0,21
	300	0,036	0,83	0,060	0,77	0,050	0,66	0,26
400	100	0,013	0,34	0,023	0,31	0,019	0,27	0,21
	150	0,023	0,53	0,038	0,49	0,032	0,42	0,24
	200	0,032	0,72	0,053	0,66	0,044	0,57	0,26
	300	0,050	1,11	0,083	1,02	0,069	0,88	0,30
	400	0,069	1,49	0,113	1,37	0,094	1,18	0,34
500	100	0,017	0,42	0,030	0,39	0,024	0,33	0,26
	150	0,029	0,66	0,049	0,61	0,040	0,52	0,28
	200	0,041	0,90	0,068	0,83	0,056	0,71	0,30
	300	0,065	1,38	0,106	1,27	0,088	1,09	0,34
	400	0,088	1,87	0,144	1,71	0,120	1,47	0,39
	500	0,112	2,35	0,182	2,16	0,152	1,85	0,43
600	100	0,021	0,51	0,036	0,47	0,029	0,40	0,30
	150	0,035	0,80	0,058	0,74	0,048	0,63	0,32
	200	0,049	1,09	0,081	1,01	0,068	0,86	0,34
	300	0,077	1,68	0,127	1,54	0,106	1,32	0,39
	400	0,106	2,26	0,173	2,08	0,145	1,79	0,43
	500	0,134	2,84	0,218	2,61	0,183	2,25	0,47
800	100	0,028	0,68	0,048	0,62	0,040	0,53	0,39
	150	0,048	1,07	0,080	0,98	0,066	0,84	0,41
	200	0,067	1,45	0,111	1,34	0,092	1,15	0,43
	300	0,106	2,23	0,173	2,05	0,145	1,76	0,47
	400	0,145	3,00	0,235	2,76	0,197	2,37	0,51
	500	0,184	3,78	0,297	3,47	0,249	2,98	0,56
1000	100	0,035	0,85	0,061	0,78	0,050	0,67	0,47
	150	0,060	1,34	0,100	1,23	0,083	1,06	0,49
	200	0,084	1,83	0,139	1,68	0,116	1,44	0,51
	300	0,133	2,80	0,217	2,57	0,182	2,21	0,56
	400	0,182	3,77	0,295	3,46	0,247	2,97	0,60
	500	0,231	4,74	0,373	4,36	0,313	3,74	0,64
1200	100	0,043	1,02	0,074	0,94	0,061	0,80	0,56
	150	0,073	1,60	0,121	1,47	0,101	1,26	0,58
	200	0,102	2,19	0,168	2,01	0,140	1,72	0,60
	300	0,161	3,35	0,263	3,08	0,220	2,64	0,64
	400	0,221	4,52	0,357	4,15	0,300	3,56	0,68
	500	0,280	5,68	0,451	5,22	0,379	4,47	0,73

Tab. 11: Dimensions, free area and weight of the NOVA-S grilles